


Composite Decking - Installation guide & Instructions

Fitting Composite Decking Tiles




NEW FOR
2018!

Composite decking tiles are relatively easy to fit as they simply 'click together'


Please always follow the following instructions though!

eDecks.co.uk
Make Your Garden Smile :)

1. Make sure the ground below is on a slight fall (3%) so water can 'run off' and not stand.



2. Always lay a weed membrane under the tiles, even on a solid base.



3. Grass should always be removed or killed before installation. Grass holds large amounts of moisture which will evaporate through the tiles, potentially causing later issues.



If these instructions are not followed, it may lead to misshaping of the tiles at a later date.